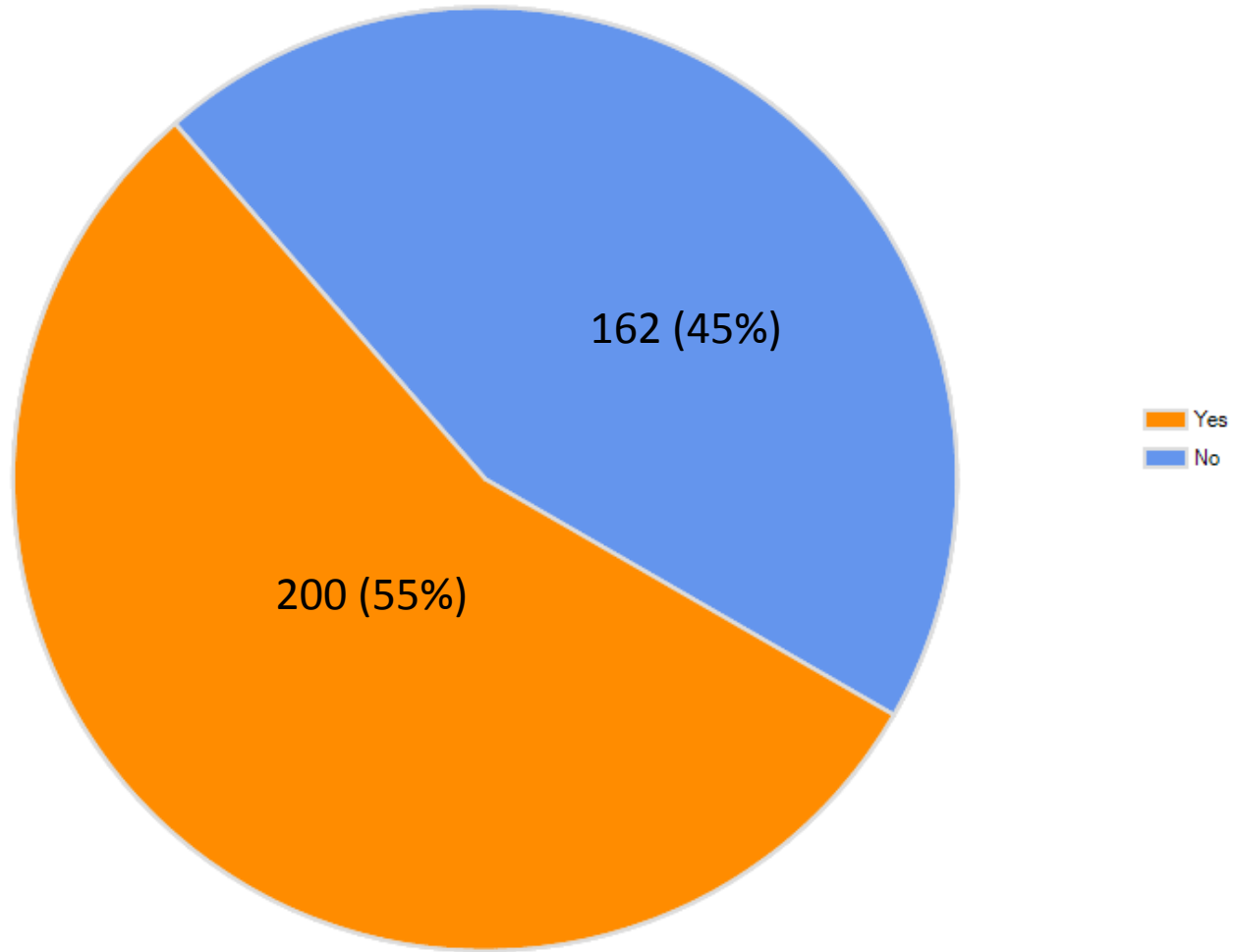


LAKE LURE & CHIMNEY ROCK VILLAGE SURVEY



1.

Are you a permanent residence of Lake Lure or Chimney Rock Village?



1. cont'd

- The first question asked: **Are you a permanent residence of Lake Lure or Chimney Rock Village?** The options were Yes and No. There were a total of 362 responses, 200 Yes and 162 No. Second part asked: If no, what is your zip code? There were 172 free responses. The highest response was 28746 as a zip code – 14 responses, the second response was 28139 as a zip code – 8 responses, and the third highest response was 28756 – 7 responses.

2.

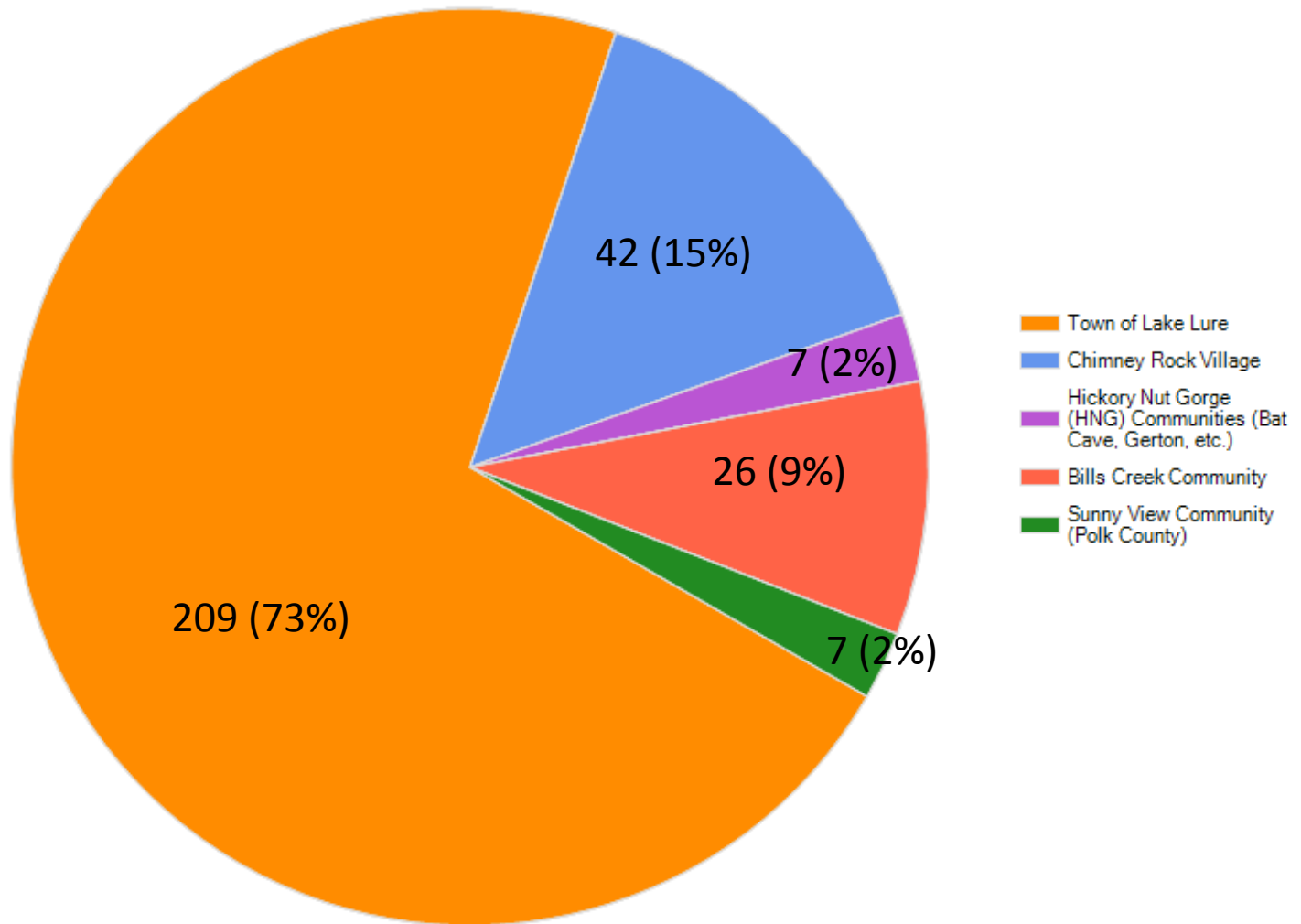
- **If not a full time residence of Lake Lure or Chimney Rock Village, how many months are you in the area in a given year?** The total response was 161. The most common answer was 3 months (24 responses), the second highest answer was tied at 6 months and 12 months (23 responses), and the third highest answer was 2 months (17).

3.

- **If not a full time residence of Lake Lure and Chimney Rock Village, what months are you usually here (Jan-Dec)?** The top three answers were: Year Round, April-Sept, and Varies.

4.

Where in the following areas do you live?

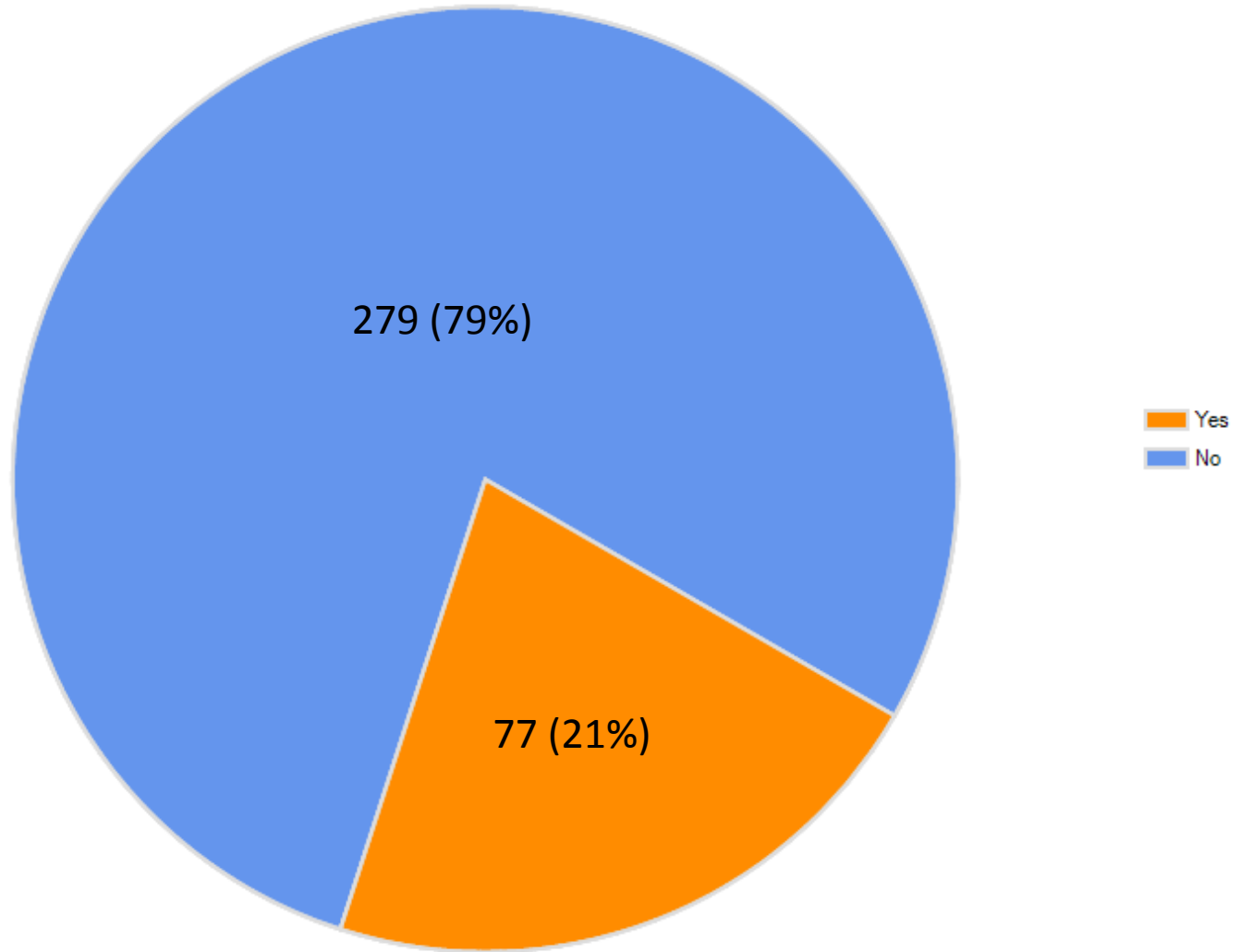


4. cont'd

- **Where in the following areas do you live?** There were 5 options given, with a total of 287 responses. The following were the options and responses: Town of Lake Lure got a total of 209 responses (73%); Chimney Rock Village got 42 responses (15%); Hickory Nut Gorge (HNG) Communities (Bat Cave, Gerton, etc.) got 7 responses (2.4%); Bills Creek Community got 26 responses (9.1%); and Sunny View Community (Polk County) got 7 responses (2.4%). The second part of the question is: Other, specify (city, county, state) got 95 responses. Majority of people answered Rumbling Bald Resort (27 responses), while the second highest response was Riverbend (8).

5.

Do you work in the Town of Lake Lure or Chimney Rock Village?



5. cont'd

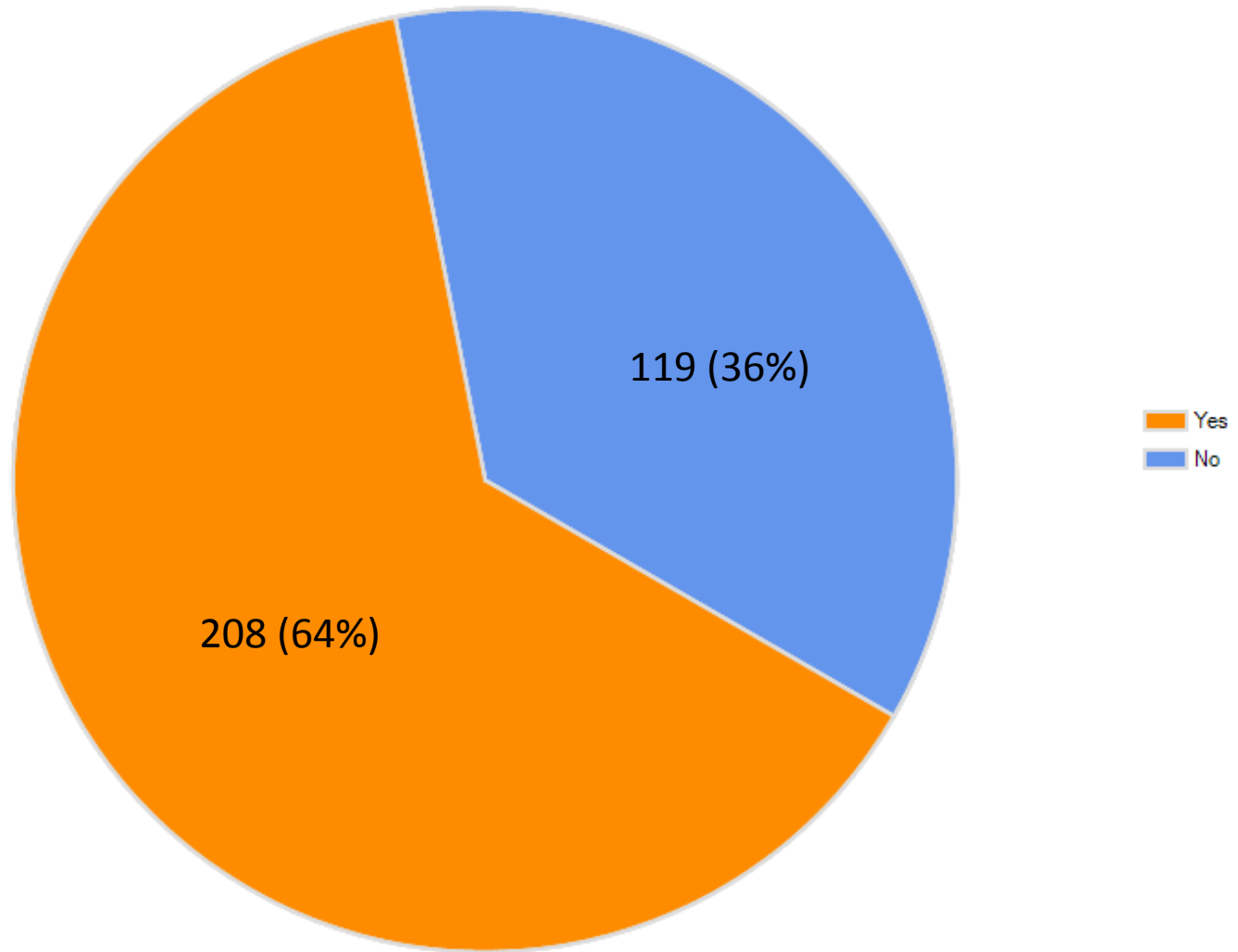
- **Do you work in the Town of Lake Lure or Chimney Rock Village?** Total responses were 355, 14 people skipped this question. The responses were: Yes and No. Yes got 77 responses (21.7%) and No got 279 responses (78.9%) responses. Second part asked, if yes, what is your residential zip code? The total response for this was 64. The highest response was 28746 (31 responses), second highest response was 28720 (11 responses).

6.

- **If your answer to question 5 is a no, what is your workplace zip code?** This was a free response answer, and the highest response was N/A or Retired (77 responses), and second highest response was 28746 (9 responses).

7.

Do you have any environmental concerns for the area?

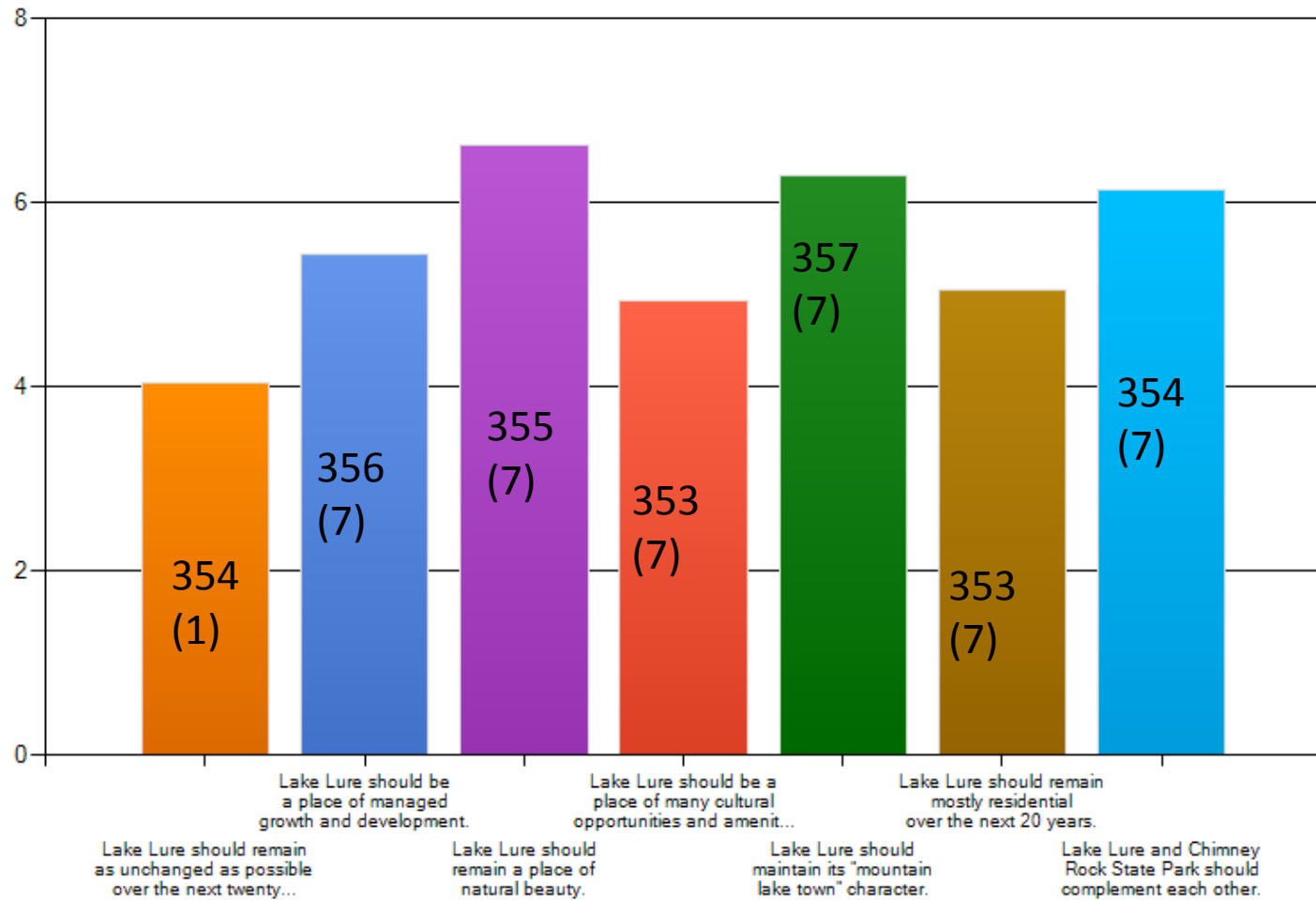


7. cont'd

- **Do you have any environmental concerns for the area?** A few of the common answers were clean water, development around lake, kudzu issues, maintain the natural environment, and trash. There was a total of 325 answers, and 44 were skipped.

8.

Please indicate your agreement or disagreement with the following statements regarding Lake Lure? (rank 1-7, with 1 being least agree and 7 being most agree).

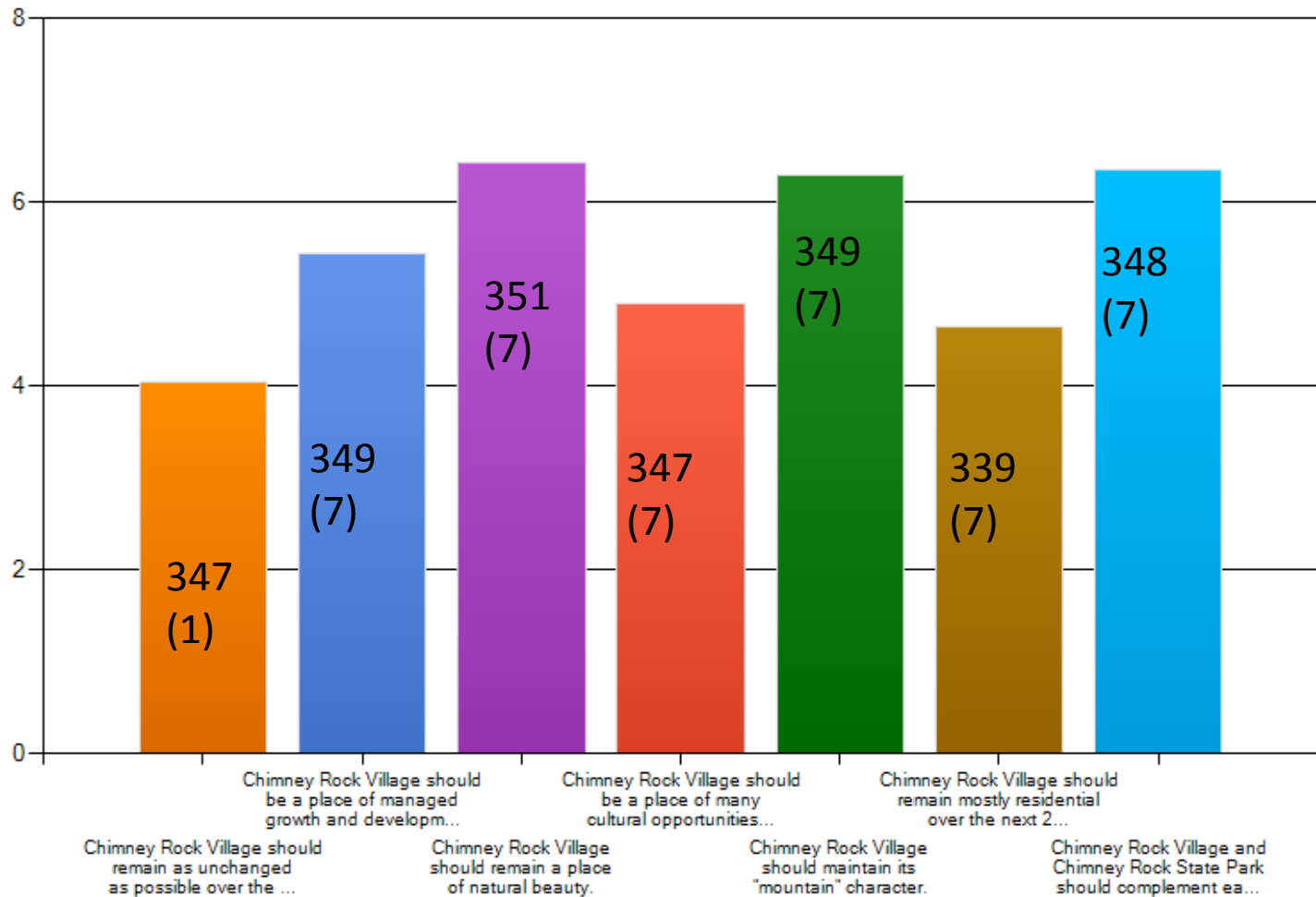


8. cont'd

- **Please indicate your agreement or disagreement with the following statements regarding Lake Lure? (rank 1-7, with 1 being least agree and 7 being most agree).** The options are Lake Lure should remain as unchanged as possible over the next twenty years (354 responses with the highest rating at 1), Lake Lure should be a place of managed growth and development (356 responses with the highest rating at 7), Lake Lure should remain a place of natural beauty (355 responses with highest rating of 7), Lake Lure should be a place of many cultural opportunities and amenities (352 responses with highest rating of 7), Lake Lure should maintain its “mountain lake town” character (357 responses with highest rating of 7), Lake Lure should remain mostly residential over the next 20 years (353 responses with highest rating of 7).

9.

Please indicate your agreement or disagreement with the following statements regarding Chimney Rock Village? (rank 1-7, with 1 being least agree and 7 being most agree).

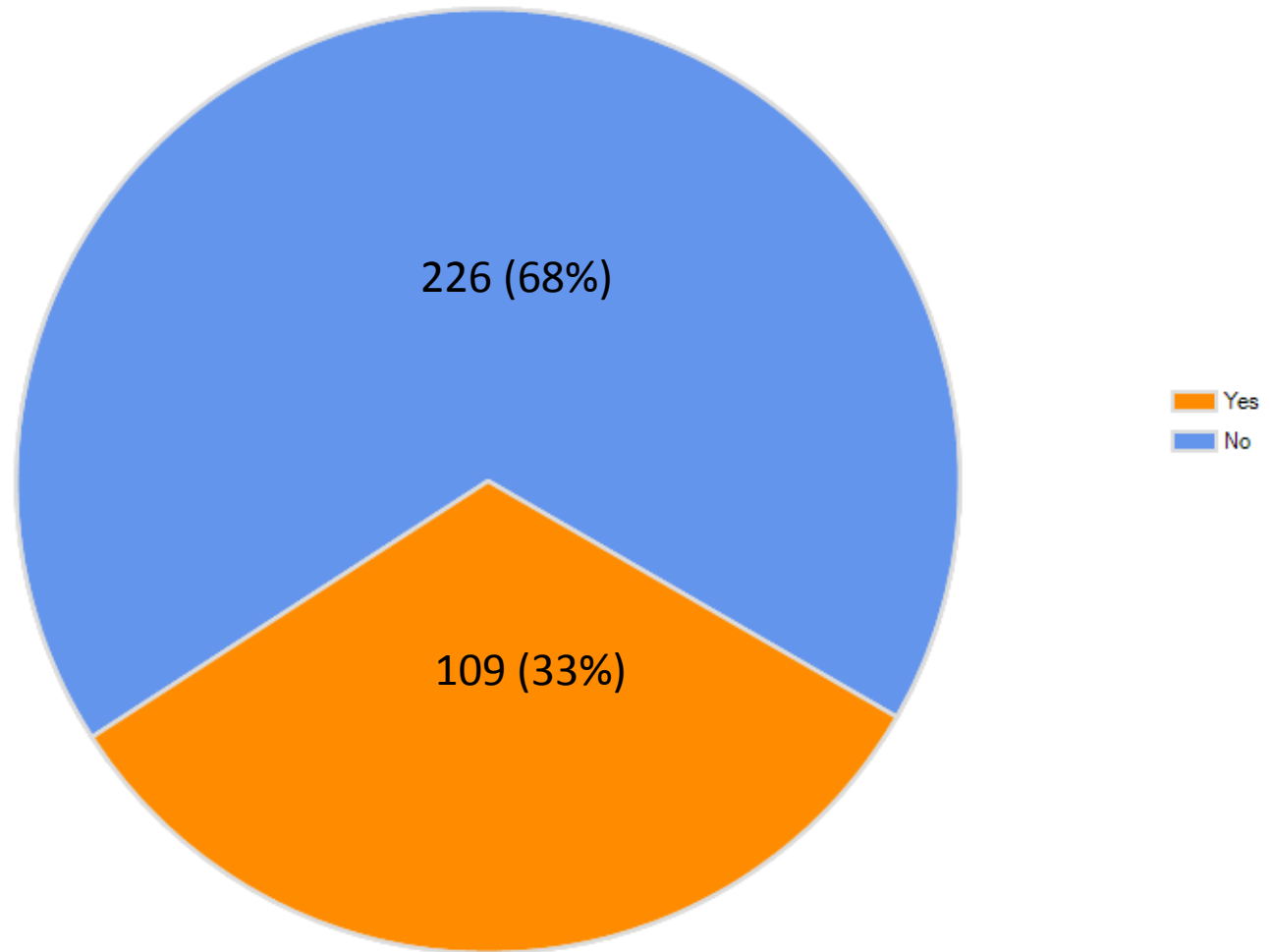


9. cont'd

- **Please indicate your agreement or disagreement with the following statements regarding Chimney Rock Village? (rank 1-7, with 1 being least agree and 7 being most agree).** The options are Chimney Rock Village should remain as unchanged as possible over the next twenty years (347 responses with the highest rating at 4), Chimney Rock Village should be a place of managed growth and development (349 responses with the highest rating at 8), Chimney Rock Village should remain a place of natural beauty (351 responses with highest rating of 7), Chimney Rock Village should be a place of many cultural opportunities and amenities (347 responses with highest rating of 7), Chimney Rock Village `should maintain its “mountain lake town” character (349 responses with highest rating of 7), Chimney Rock Village should remain mostly residential over the next 20 years (339 responses with highest rating of 7), Chimney Rock Village and Chimney Rock State Park should complement each other (348 responses with highest rating of 7). Total answered was 356, 13 skipped.

10.

If transit service were available, would you use it (i.e. bus shuttle, van pool or car pool)?

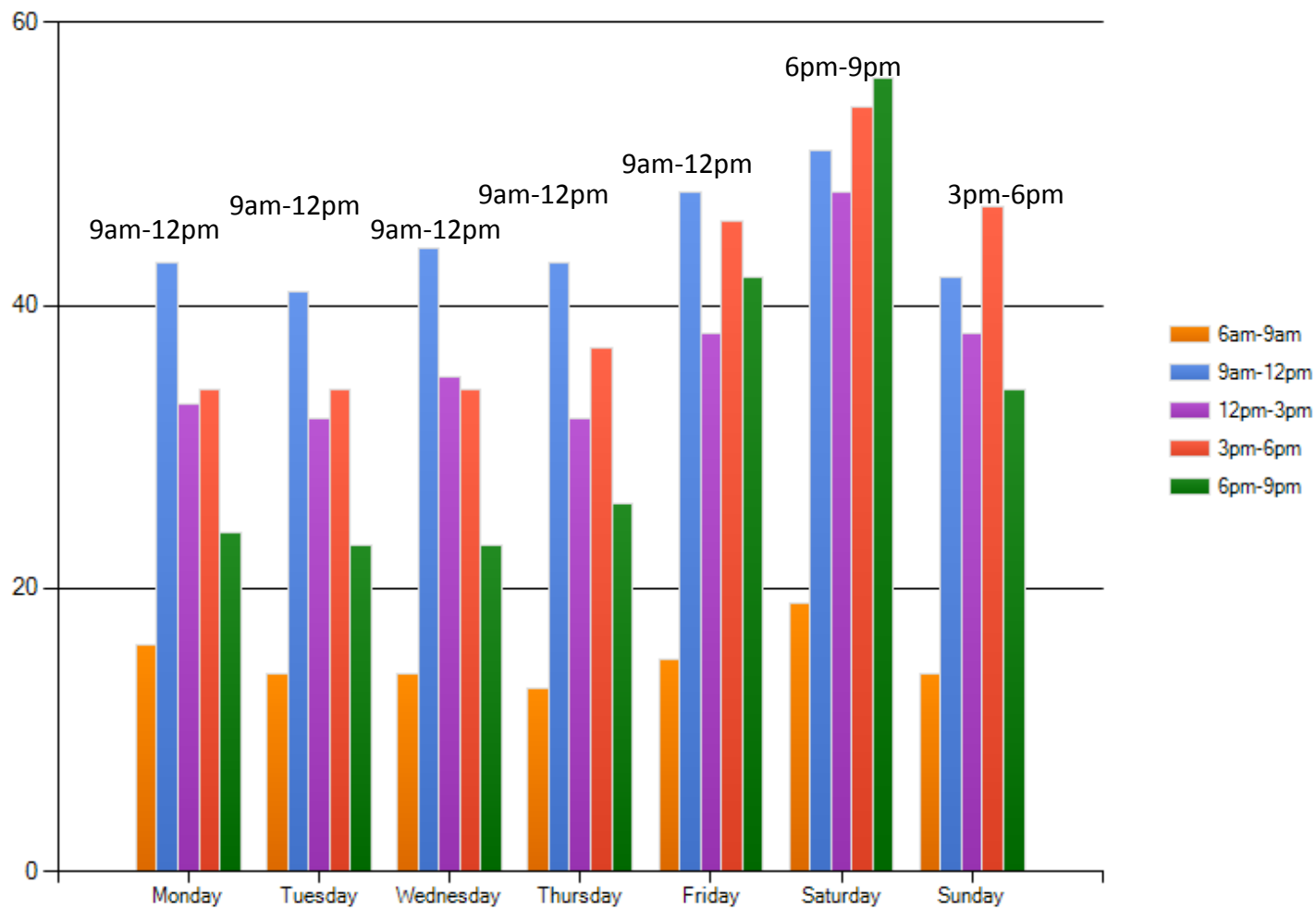


10. cont'd

- **If transit service were available, would you use it (i.e. bus shuttle, van pool or car pool)?**
Options are Yes (109 responses, 32.7%) and No (226 responses, 67.9%). Total answered was 333. Second part of the question asks: If no, why not? The top answers to this question were: Don't need it, have my own car, inconvenient, and not practical. Total of 333 people answered this question, while 36 skipped it.

11.

If transit service is put in place, what days and times would be of interest to you?



11. cont'd

- **If transit service is put in place, what days and times would be of interest to you?** The options are Monday – Sunday between 6am-9am, 9am-12pm, 12pm-3pm, 3pm-6pm, & 6pm-9pm. For Monday, the highest rating was from 9am-12pm (59%), Tuesday was 9am-12pm (58%), Wednesday was 9am-12pm (60%), Thursday was 9am-12pm (58%), Friday was 9am-12pm (53%), Saturday was 6pm-9pm (58%), Sunday was 3pm-6pm (60%). Second part of the question asked for Others, and these are the top responses: none, N/A, don't know, & not needed. Total of 108 people answered this question, while 261 people skipped the question.

12.

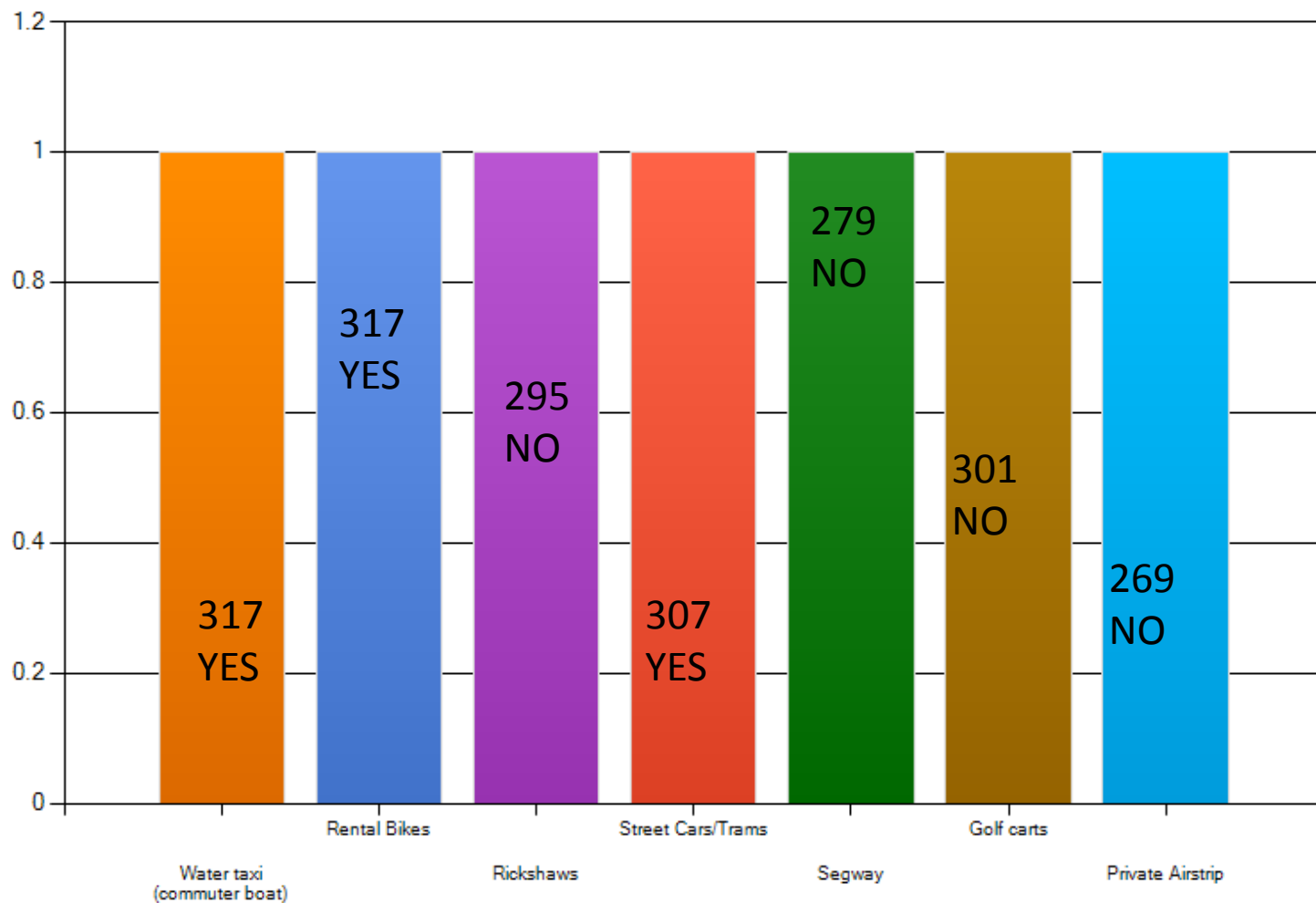
- **If transit service is put in place, what destinations would be of most interest to you?** Top answers were Asheville, Chimney Rock Village, Chimney Rock State Park, Lake Lure, Hendersonville, Ingles, Rumbling Bald Resort, & Rutherfordton. Total of 180 people answered this question, and 189 skipped this question.

13.

- **How do you feel about a park-and-ride system in the Town of Lake Lure and Chimney Rock Village? (Having a parking lot away from traffic and providing a bus system for tourists during peak season).** Top answers were: Excellent, Good idea, & No/Not a good idea/Don't turn into a city – keep it a town. However, majority of individuals who took the survey like this concept. Total of 275 people answered this question, 94 skipped the question.

14.

How would you feel about providing the following transportation options: (Mark Y [Yes] if you would consider it as an option, and N [No] if you would not consider it as an option)



14. cont'd

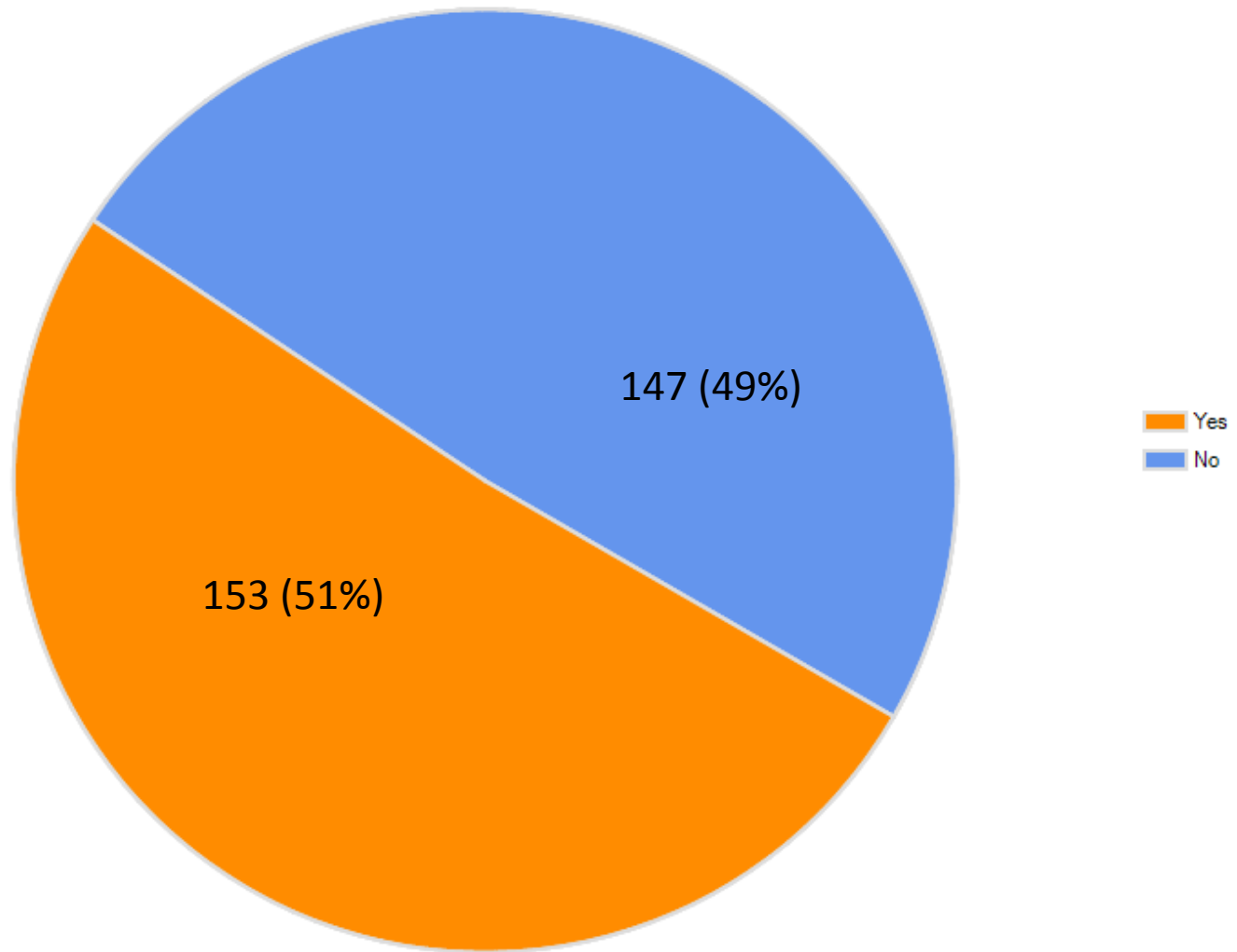
- **How would you feel about providing the following transportation options: (Mark Y [Yes] if you would consider it as an option, and N [No] if you would not consider it as an option).** The options are water taxi (commuter boat), rental bikes, rickshaws, street cars/trams, segway, golf carts, & private airstrips. Water taxi had a total of 317 responses, 60.3% answered Yes and 39.7% answered No. Rental bikes got a total of 317 responses, with 69.4% Yes and 30.6% No. Rickshaws got a total of 295 responses, with 23.4% Yes and 76.6% No. Street cars/trams got a total of 307 responses, with 59.6% Yes and 40.4% No. Segway got a total of 279 responses, with 27.2% Yes and 72.8% No. Gold carts got a total of 301, with 45.8% Yes and 54.2% No. Private airstrip got a total of 269 responses, with 25.3% Yes and 74.7% No. Second part of the question asks to name other options in a free response format, top answers were: bike lanes, minivan/shuttle/taxis, & walkways. Total of 333 people answered this question, 36 skipped this question.

15.

- **What roadway related improvements would you like to see in the next 25-30 years?** Total of 237 people answered this question, while 132 people skipped this question. Top answers were: Bicycle lanes, guardrails, sidewalks, & widen roads.

16.

Are you concerned with safety or crash problems at specific locations?



16. cont'd

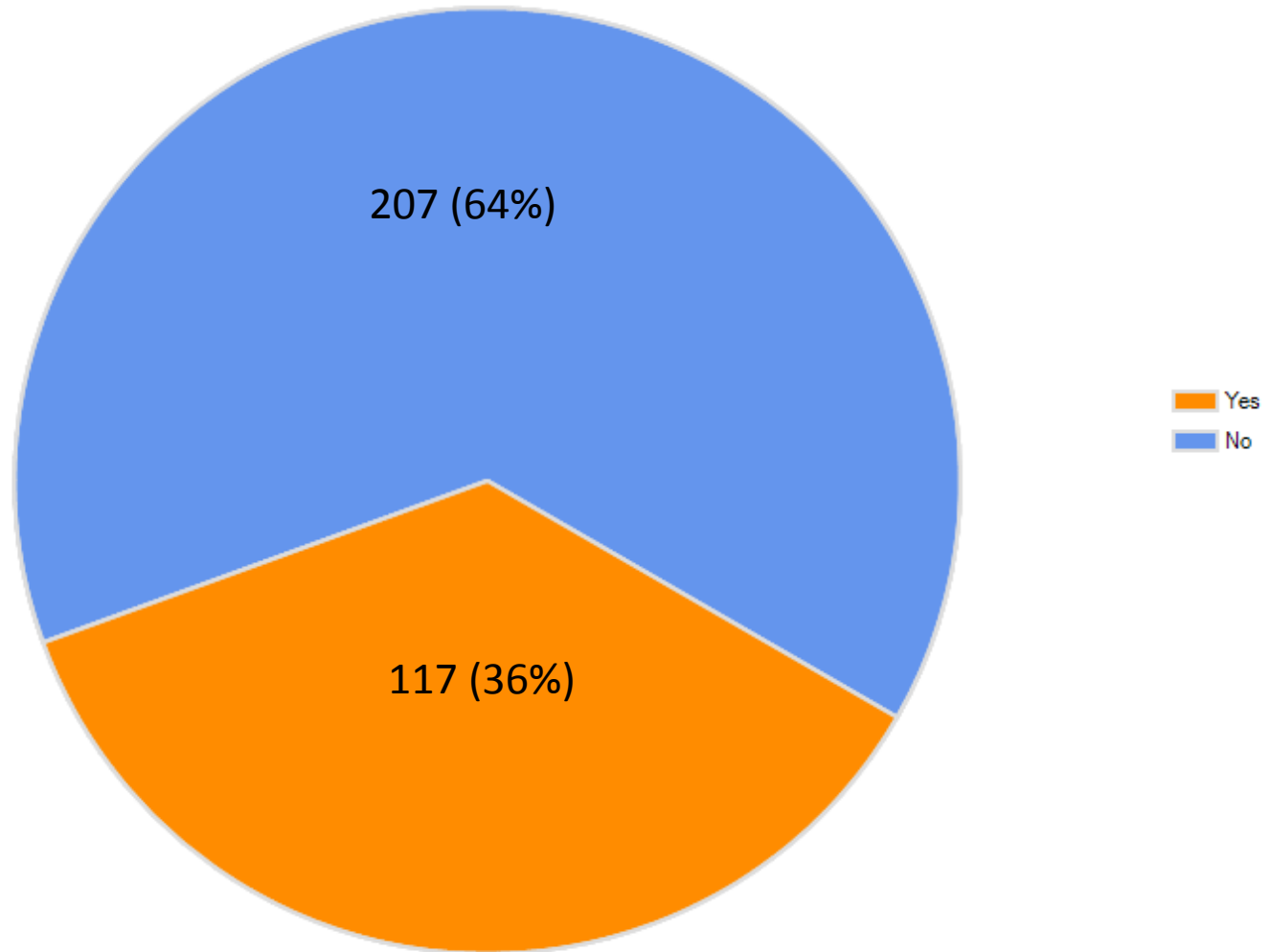
- **Are you concerned with safety or crash problems at specific locations?** Options were Yes and No, 153 people answered Yes (51%) and 147 people answered No (49%). Total of 300 people answered this question, 69 people skipped this question. Second part of the question asked If so, which locations? Top answers were Boys Camp Road, Chimney Rock Village Downtown, curved/sharp roads, & intersection of 64/74/9.

17.

- **What is your major concern regarding roadway in the area currently?** There were a total of 221 responses while 148 skipped the question. Top answers were: congestion, motorcycles, narrow/blind/curvy roads, none, parking in Chimney Rock, safety, & traffic issues.

18.

Do you find it difficult to navigate around the Lake Lure and Chimney Rock Village area?



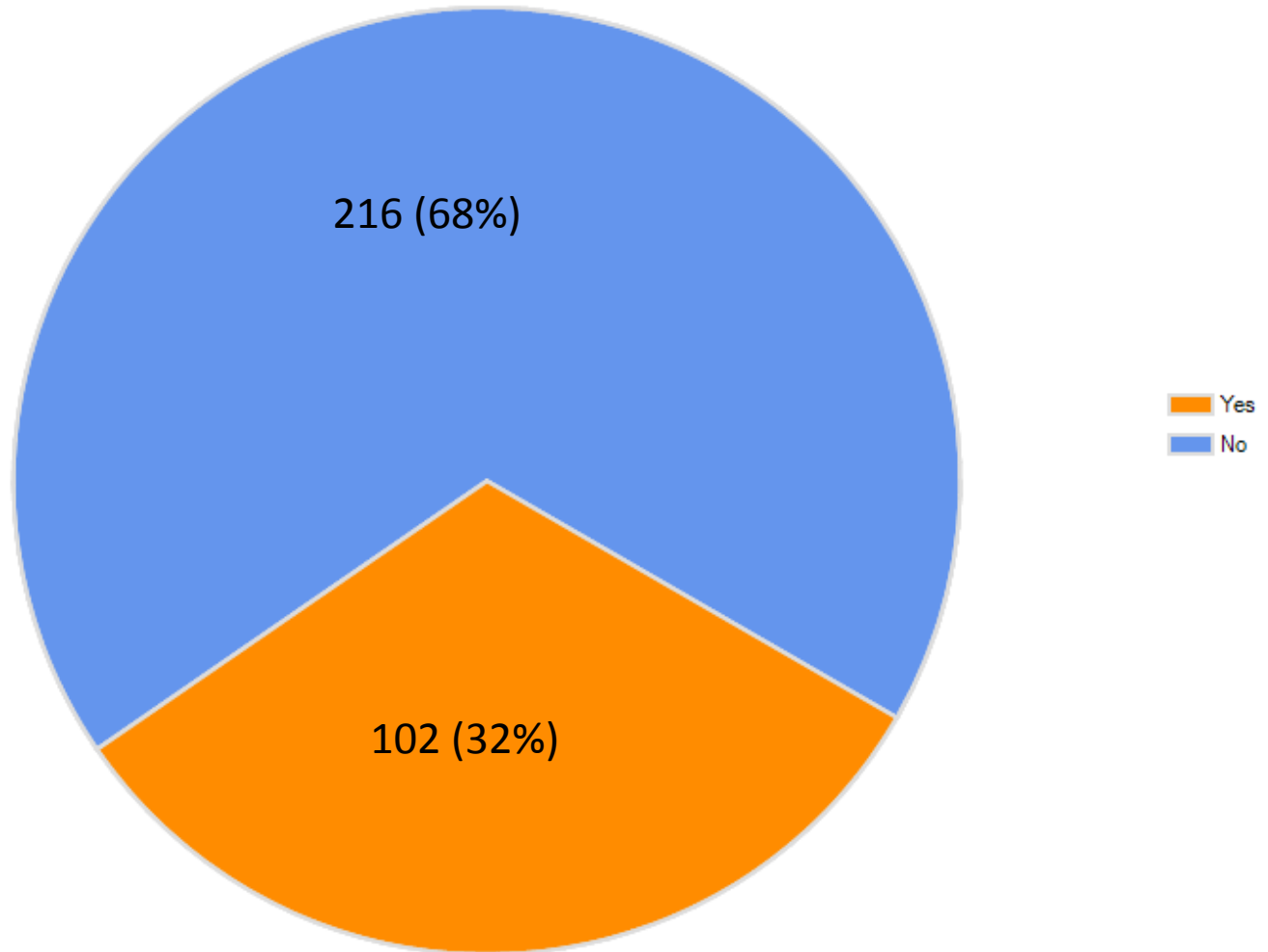
18. cont'd

- **Do you find it difficult to navigate around the Lake Lure and Chimney Rock Village area?**

The options were Yes and No, 117 people answered Yes (36.2%) and 207 people answered No (64.1%). Total of 323 people answered this question, 46 skipped the question. Second part of the question is: If yes, where? The top answers were: Chimney Rock Village & beach areas.

19.

Are you able to find alternative routes (A road supplementing a main road) to travel on other than the US 64/US 74/NC 9?

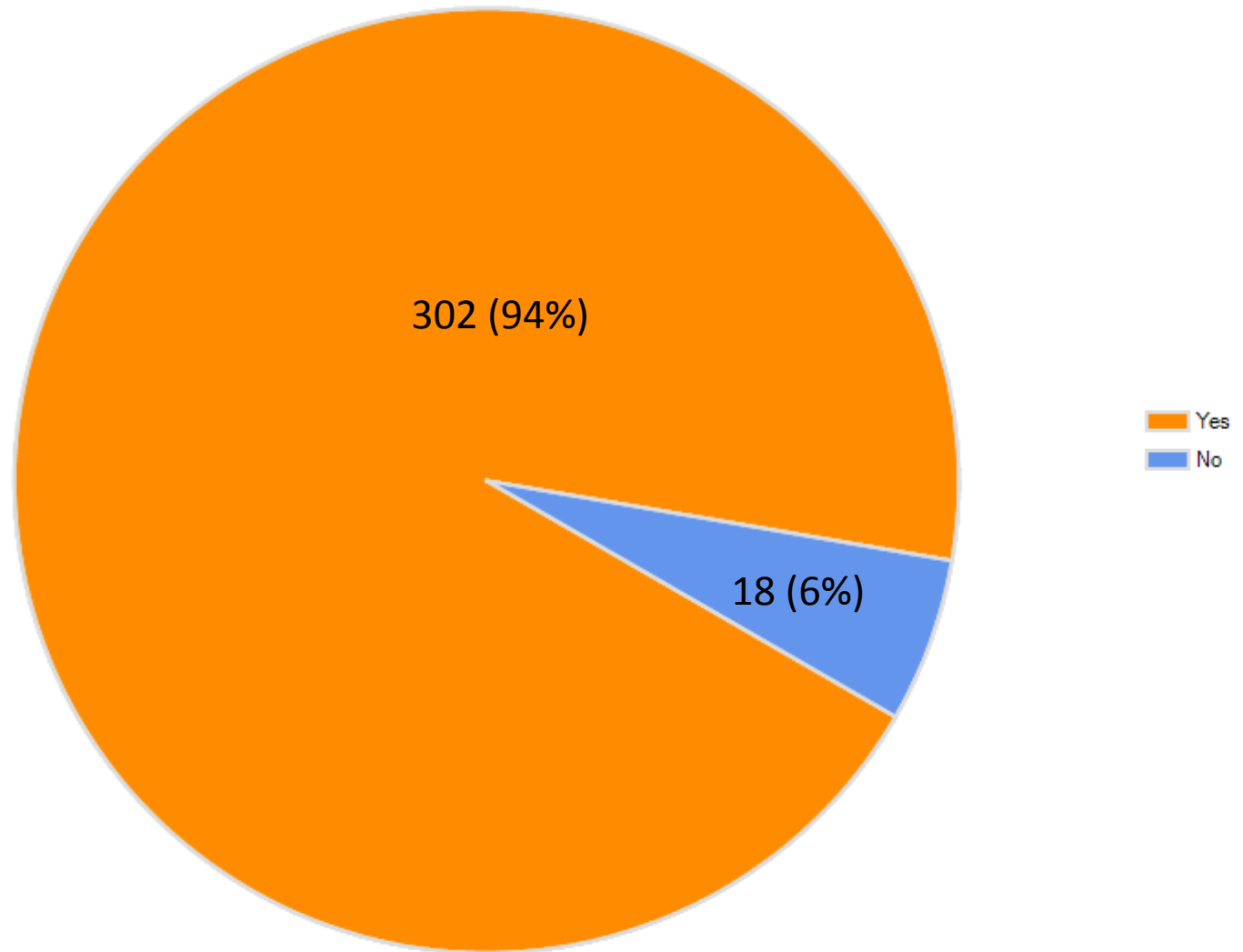


19. cont'd

- **Are you able to find alternative routes (A road supplementing a main road) to travel on other than the US 64/US 74/NC 9?** The options were Yes and No, Yes received 102 responses (32.2%) and No received 216 responses (68.1%). Total of 217 responses, and 52 skipped this question.

20.

Are there times of the year when traffic is worse than other times?

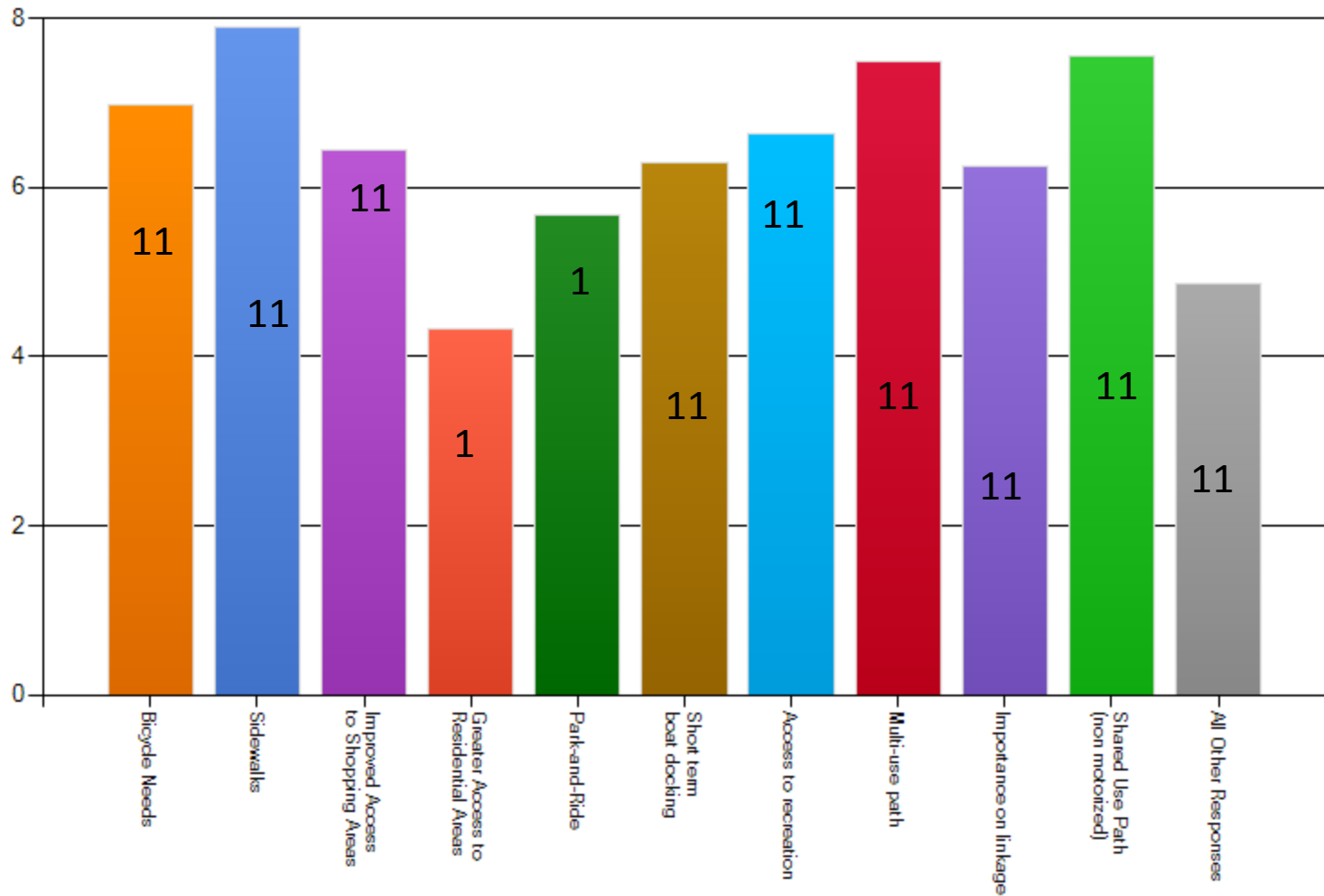


20. cont'd

- **Are there times of the year when traffic is worse than other times?** The options were Yes and No, Yes got 302 responses (94.4%) and No got 18 responses (5.6%). Second part of the question asks: If so, what times of the year is traffic worse? Majority of the people answered summer, April-Oct, and tourist season. Total of 320 people answered this question, while 49 skipped it.

21.

Please rank which of the transportation needs are the greatest in the area. (rank 1-11, 1 being the least important and 11 being the most important).

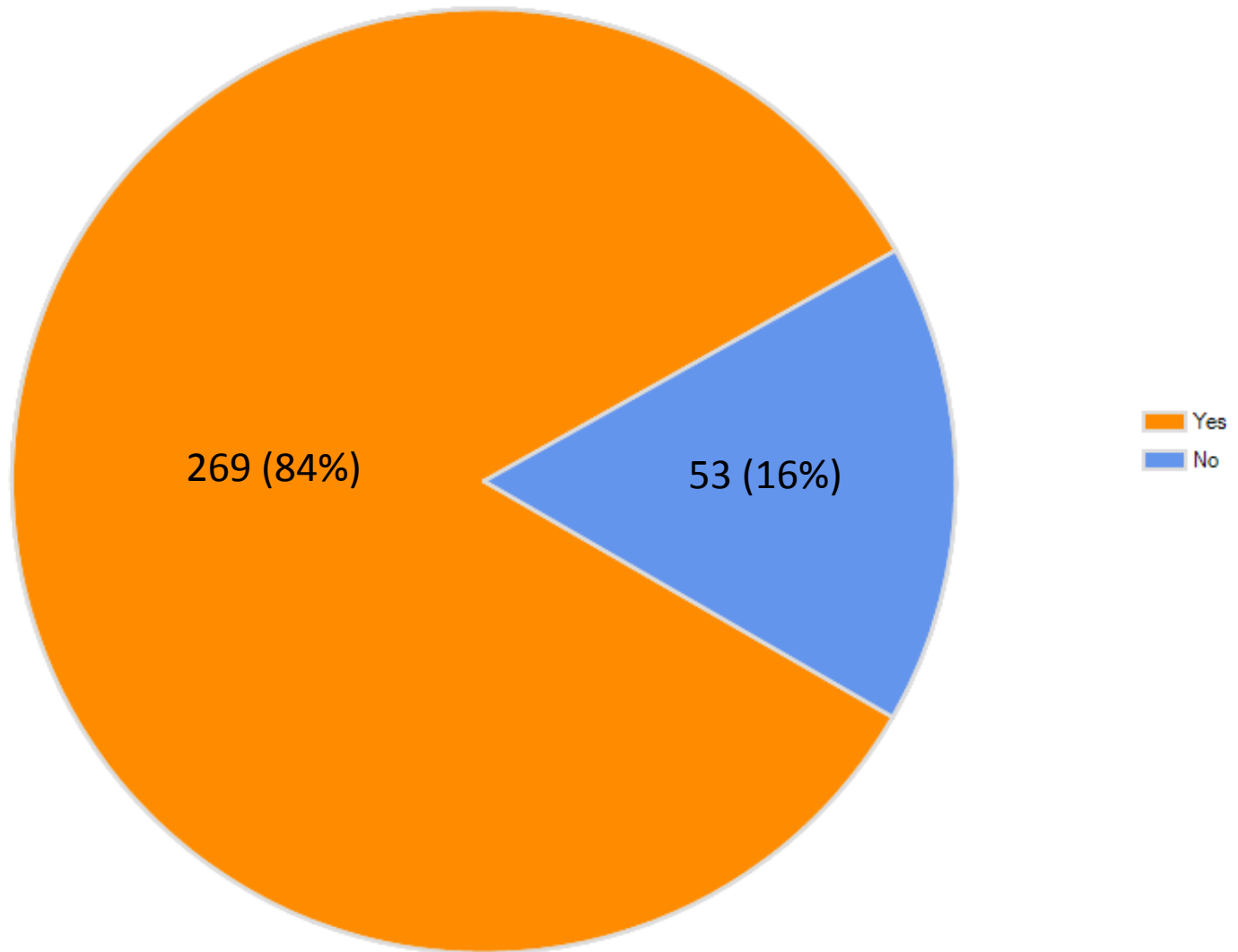


21. cont'd

- **Please rank which of the transportation needs are the greatest in the area. (rank 1-11, 1 being the least important and 11 being the most important).** Bicycle needs got a total of 288 responses, with an average of 6.97 rating and 11 was the highest rating. Sidewalks got a total of 302 responses, with an average of 7.89 rating and 11 was the highest rating. Improved access to shopping areas got a total of 283 responses, with an average of 6.44 rating and 11 was the highest rating. Greater access to residential areas got a total of 273 responses, with an average of 4.32 rating and 1 was the highest rating. Park-and-Ride got a total of 282 responses, with an average of 5.68 rating and 1 was the highest rating. Short term boat socking got a total of 278 responses, with an average of 6.29 rating and 11 was the highest rating. Access to recreation got a total of 271 responses, with an average of 6.63 rating and 11 was the highest rating. Multi-use path got a total of 284 responses, with an average of 7.48 rating and 11 was the highest rating. Importance on linkage got a total of 240 responses, with an average of 6.25 rating and 11 was the highest rating. Shared use path (non motorized) got a total of 247 responses, with an average of 7.54 rating and 11 was the highest rating. Golf cart paths got a total of 241 responses, with an average of 4.87 rating and 1 was the highest rating. Total of 316 answered this question, 53 skipped this question.

22.

Do you think the area should develop more sidewalks and bike paths?

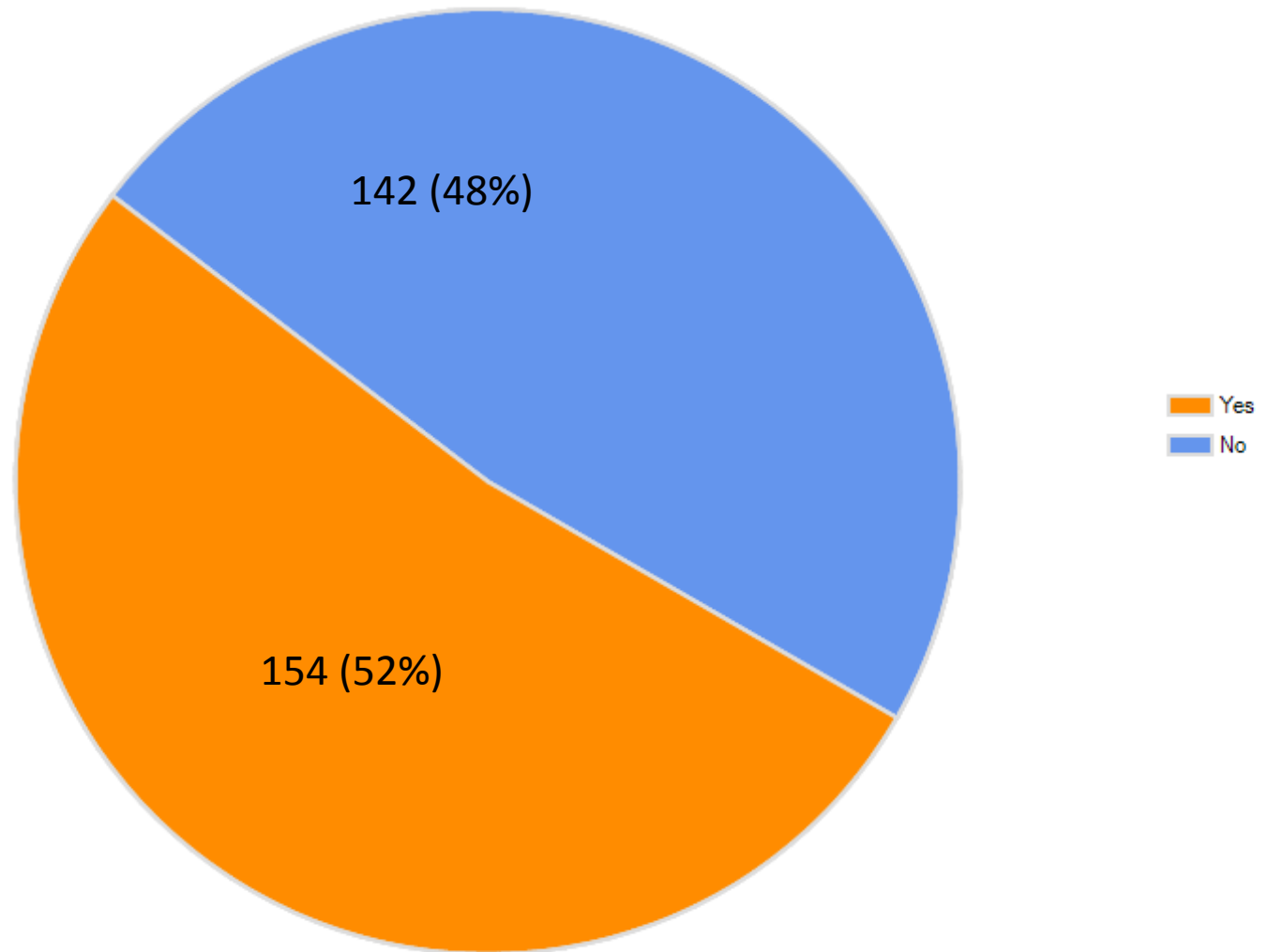


22. cont'd

- **Do you think the area should develop more sidewalks and bike paths?** The options were Yes and No, 269 people answered Yes (84%) and 53 answered No (16%).

23.

Would you, as a citizen of Lake Lure or Chimney Rock Village, be willing to help raise money to build sidewalks and bike paths?

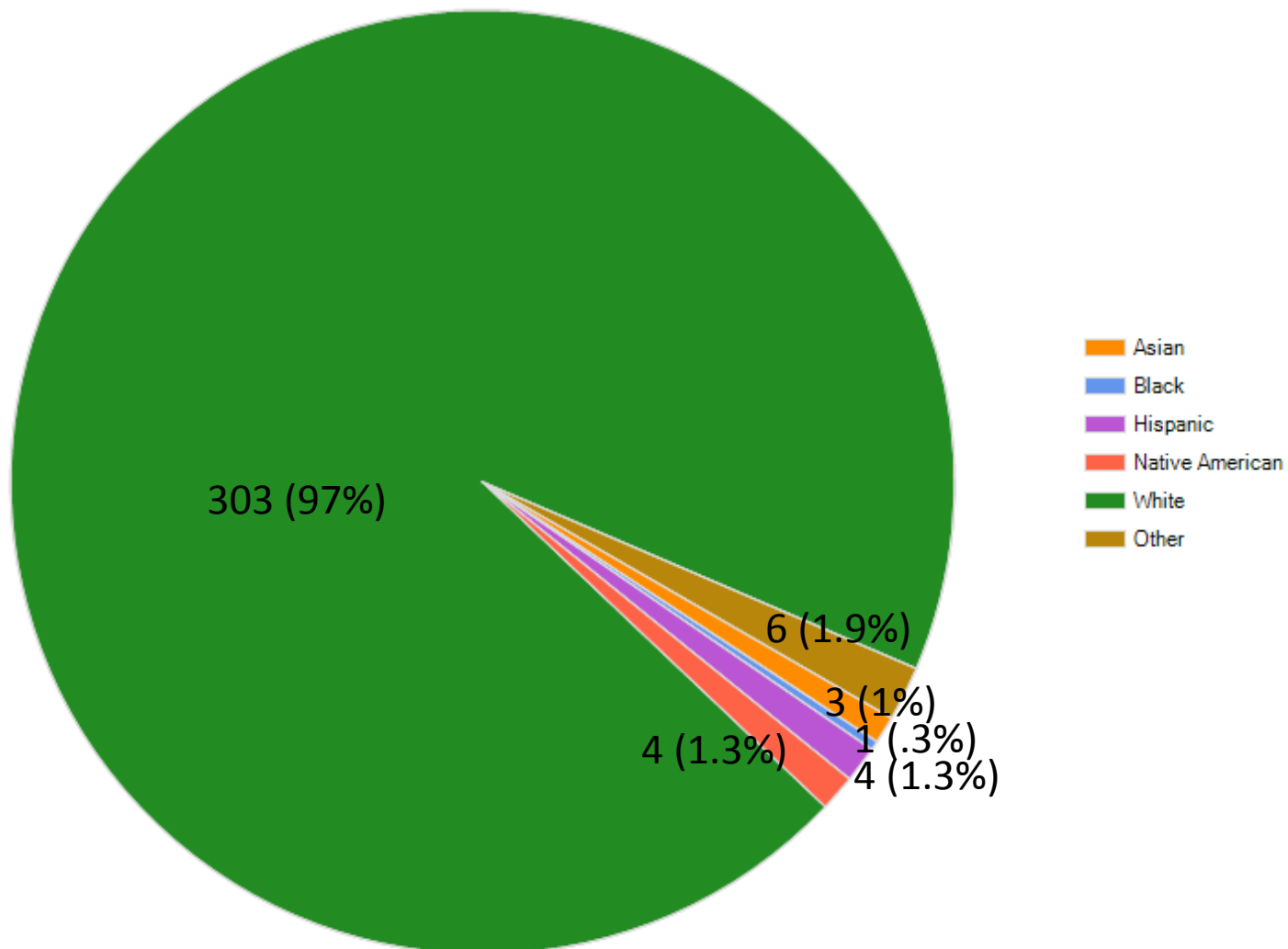


23. cont'd

- **Would you, as a citizen of Lake Lure or Chimney Rock Village, be willing to help raise money to build sidewalks and bike paths?**
Options were Yes and No, 154 answered Yes (52%) and 142 answered No (48%). Total of 296 answered this question, 73 skipped the question.

24.

How would you classify your race? (Please check all that apply)

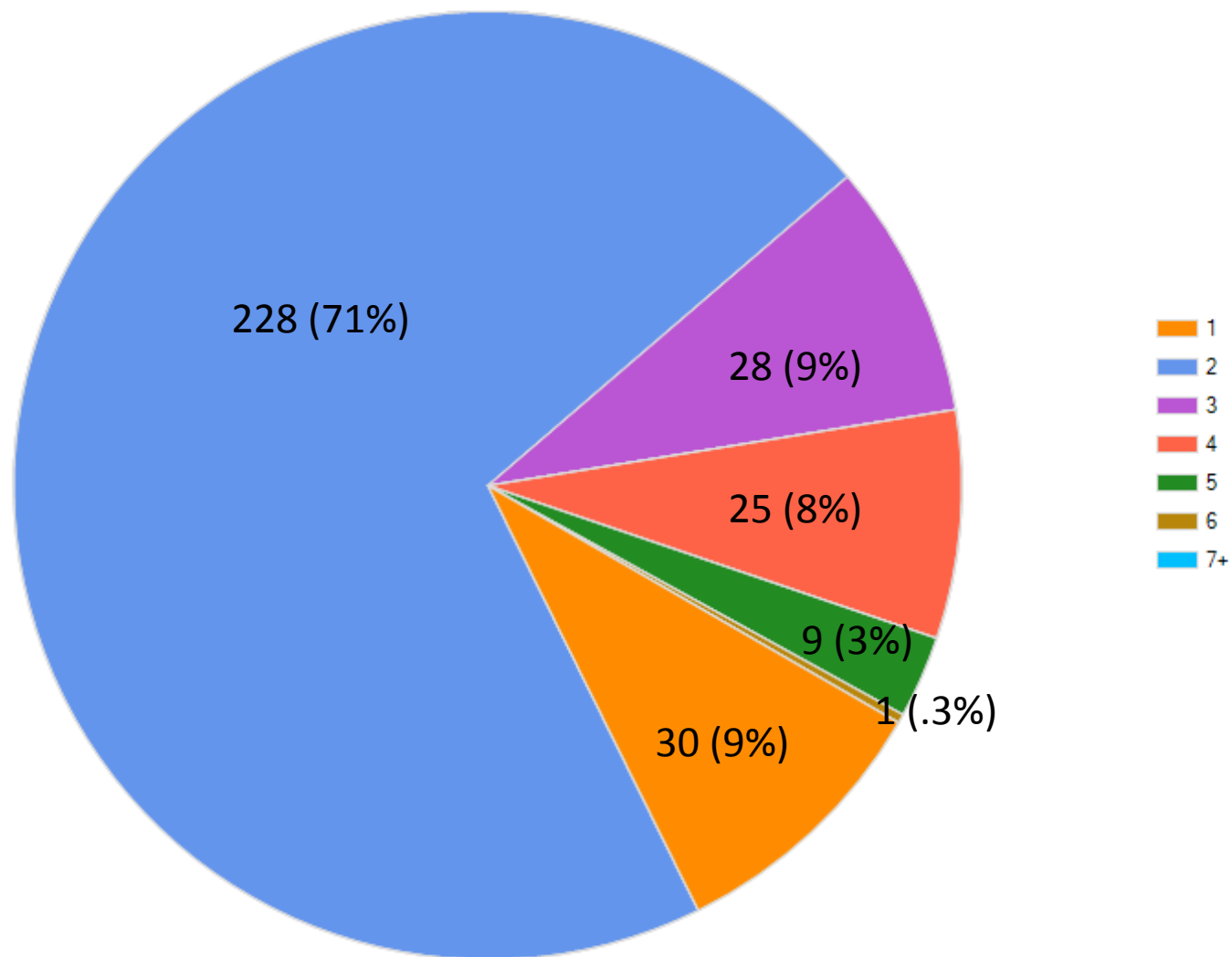


24. cont'd

- **How would you classify your race? (Please check all that apply).** 3 people said they were Asian (1%), 1 person said they were Black (0.3%), 4 people said they were Hispanic (1.3%), 4 people said they were Native American (1.3%), 303 people said they were White (96.8%). Total of 313 people answered this question, 56 people skipped this question.

25.

How many people live in your household, including yourself?

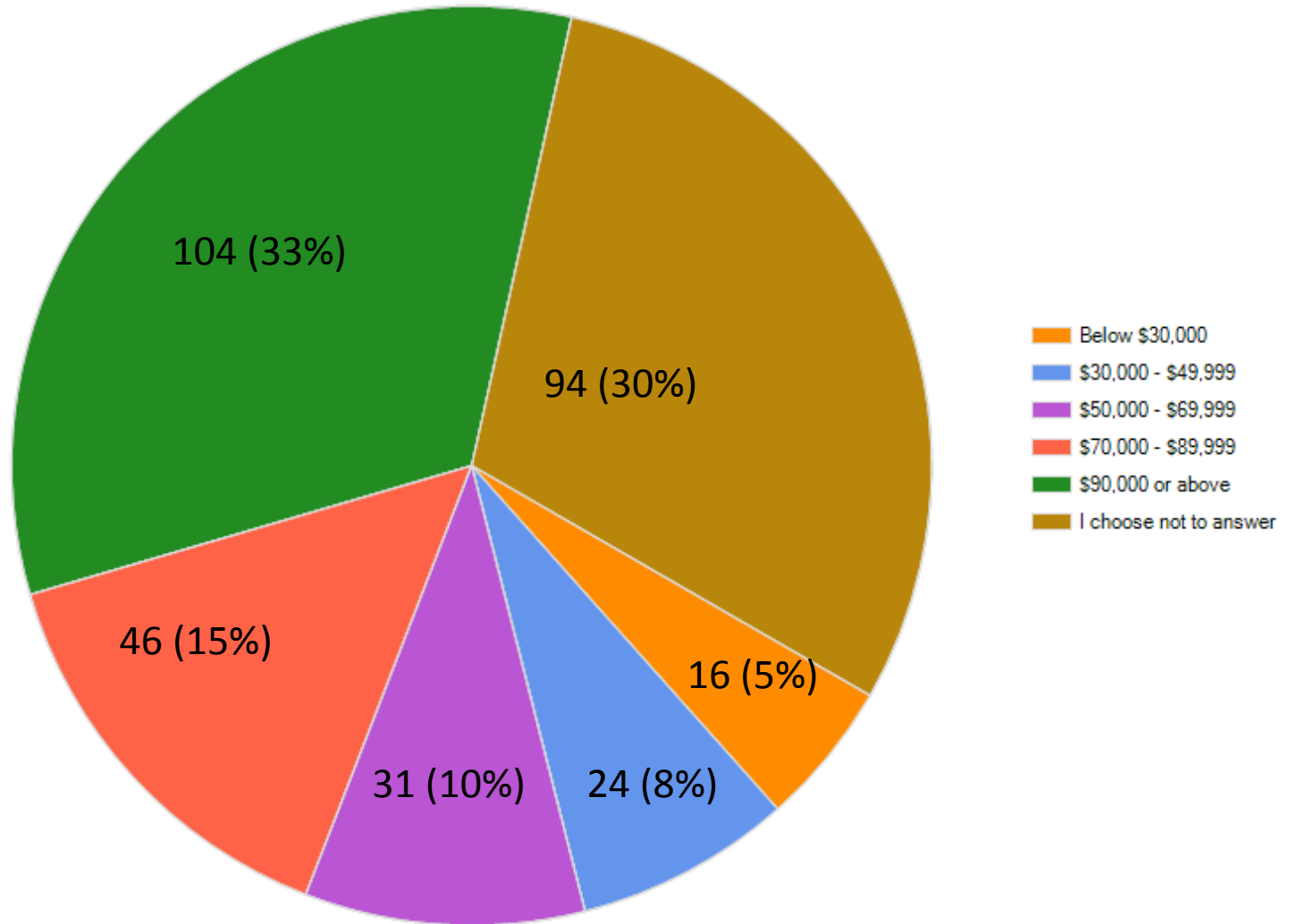


25. cont'd

- **How many people live in your household, including yourself?** Options were 1-7+, 30 people answered 1 (9.3%), 228 people answered 2 (71%), 28 people answered 3 (8.7%), 25 people answered 4 (7.8%), 9 people answered 5 (2.8%), 1 person answered 6 (0.3%), 0 people answered 7+. Total of 321 answered this question, 48 skipped this question.

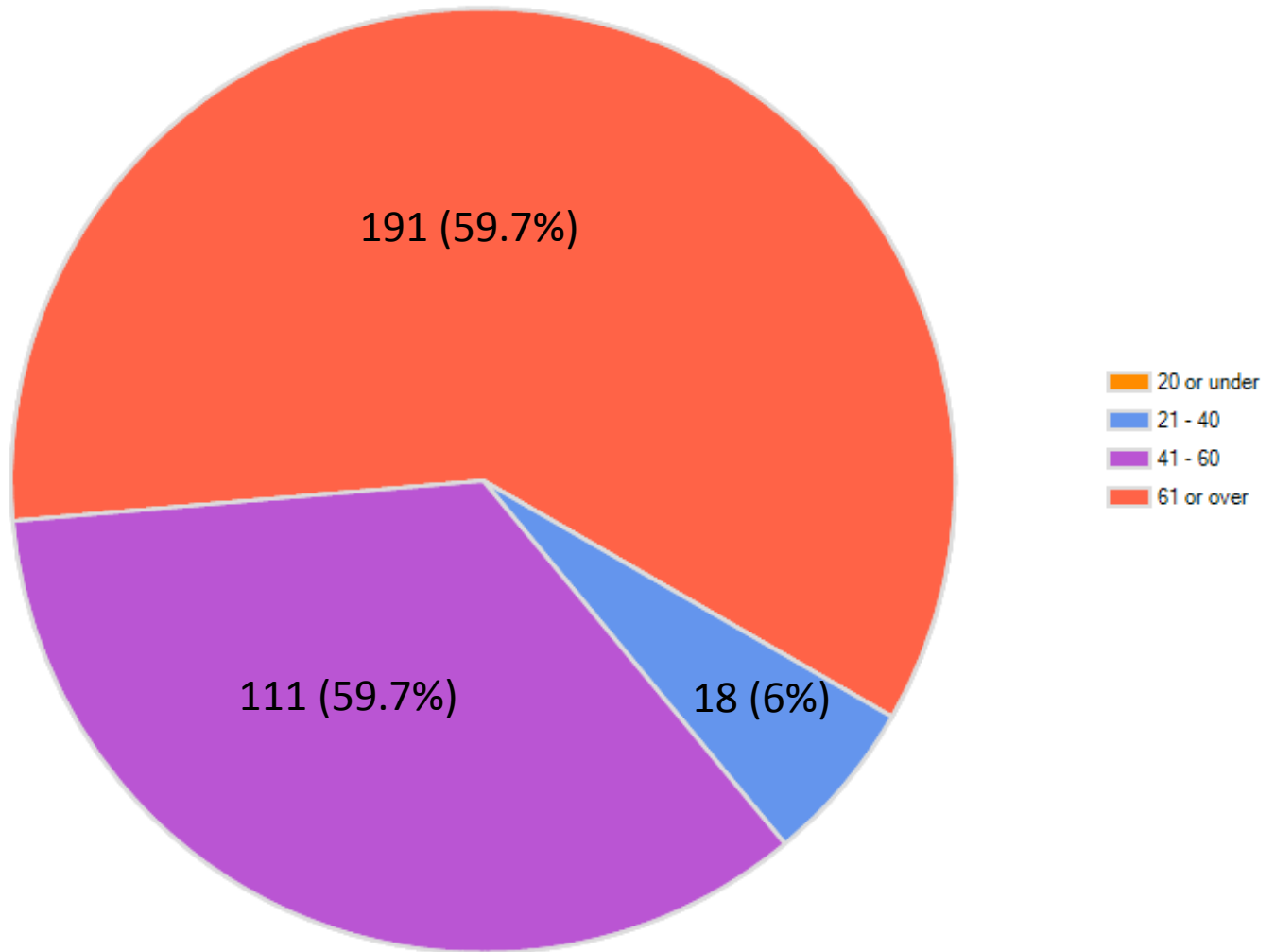
26.

What was your household income last year?



27.

What is your age group?



26. cont'd

- **What was your household income last year?**
16 people answered below \$30,000 (5.1%), 24 people answered \$30,000-\$49,999 (7.6%), 31 people answered \$50,000-\$69,999 (9.8%), 46 people answered \$70,000-\$89,999 (14.6%), 104 people answered \$90,000 or above (33%), 94 people answered I choose not to answer (29.8%). Total of 315 people answered this question, 54 skipped the question.

27.

- **What is your age group?** 0 people answered 20 or under, 18 people answered 21-40 (5.6%), 111 people answered 41-60 (34.7%), 191 people answered 61 or over (59.7%). Total of 320 people answered this question, 49 people skipped the question.

28.

- **How did you hear about this survey?** Total of 298 answered this question, 71 people skipped the question. Top answers were: email, mail, newsletter, Rumbling Bald Resort, friend, & Facebook.

THE END

